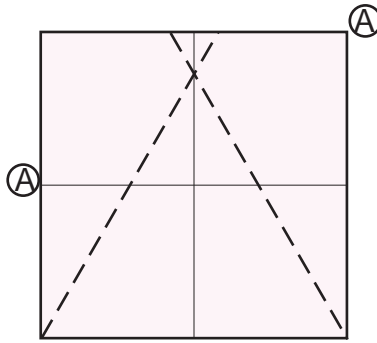
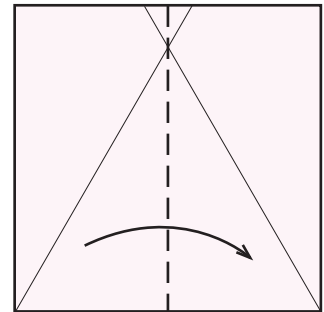


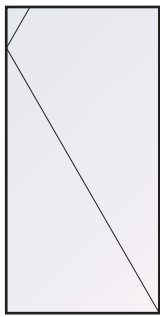
1. Crease paper in half in both directions.



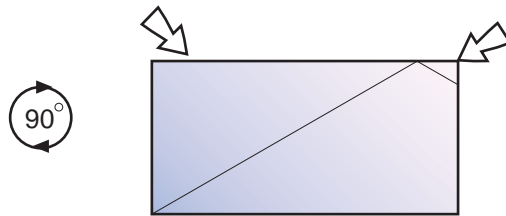
2. Fold top right corner down to meet crease half way along left side  $\textcircled{A} \rightarrow \textcircled{A}$   
 Repeat for left corner.



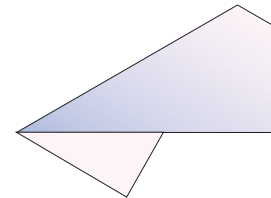
3. Now valley fold the paper in half.



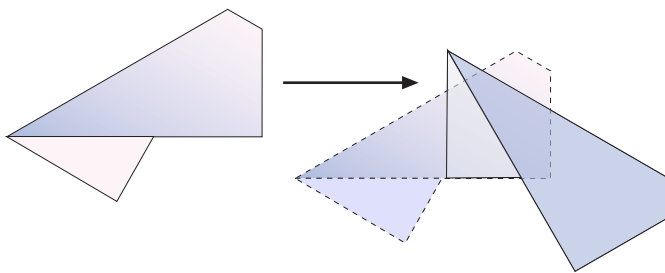
4. Rotate model  $45^\circ$



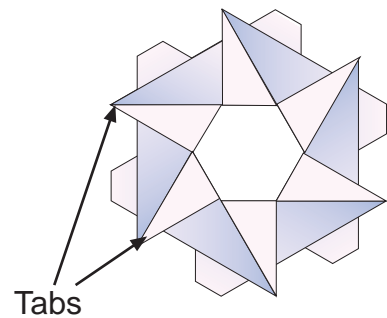
5. Sink the two corners.



6. Unit completed. Now fold 5 more.

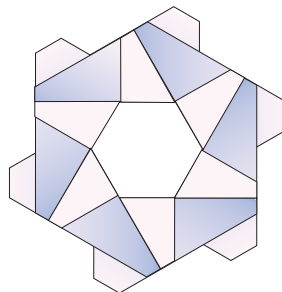


7. Assembly



Tabs

8. Tabs maybe folded in to lock the units together tightly.



9. Complete.

