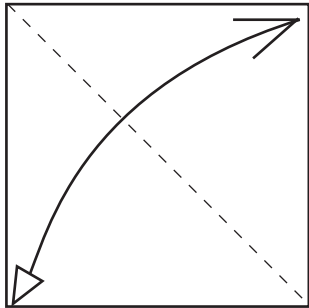
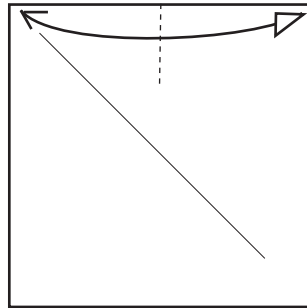


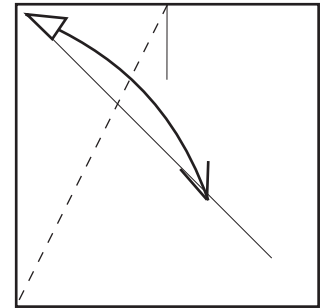
*For my Georgian friend Natalya Mamasakhlisi
Required medium is a square measuring 30 cm at least. The paper
must be red in colour and white on the otherside.*



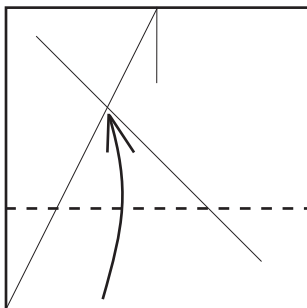
1. White side up. Precrease diagonally.



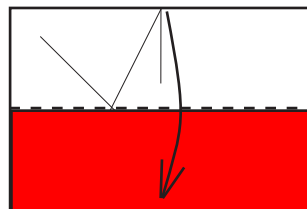
2. Pinch along the halfway point.



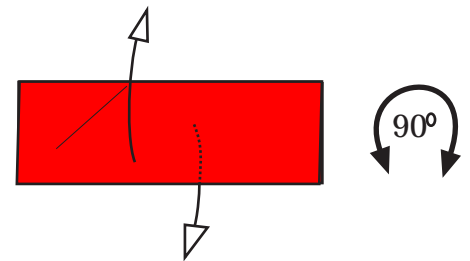
3. Precrease connecting the corner and the halfway point.



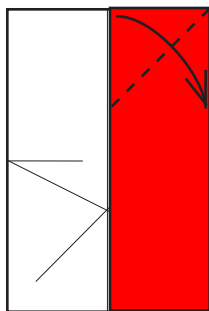
4. Valley to intersecting creases.



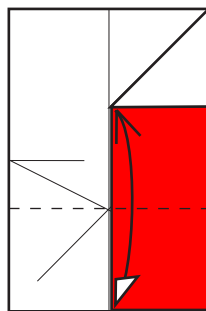
5. Here we have a Polish flag! Valley fold down.



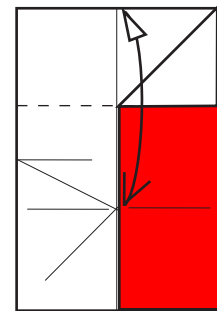
6. Unfold back and rotate 90° in any direction.



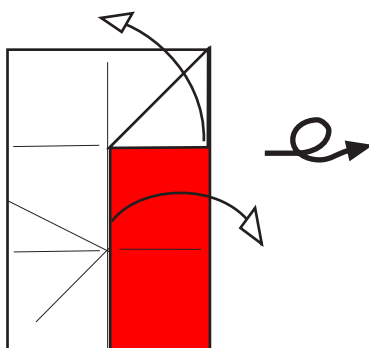
7. Valley.



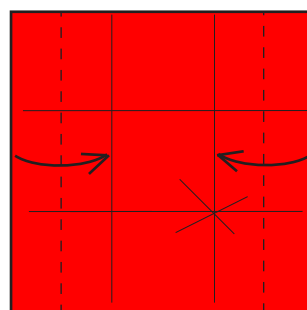
8. Precrease to the coloured border.



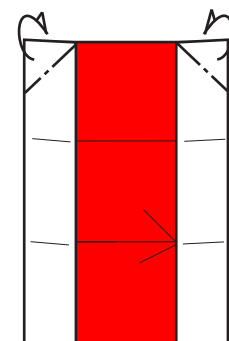
9. Precrease to crease made in step 8.



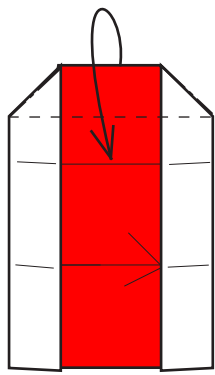
10. Unfold back and turn over.



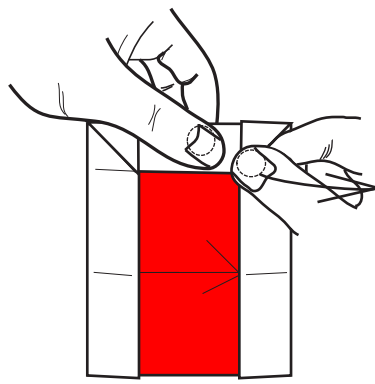
11. Valley fold raw edges.



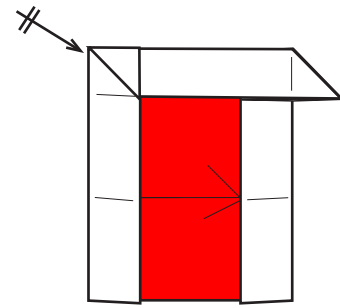
12. Mountain fold back.



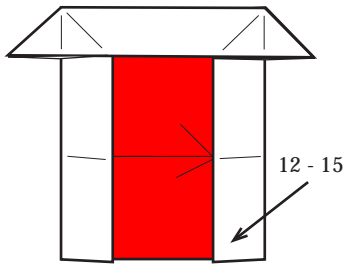
13. Valley fold back.



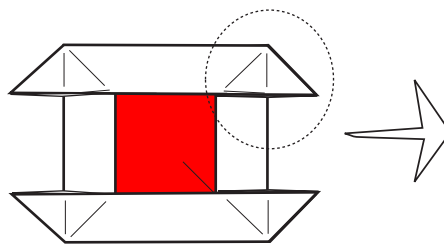
14. Hold a single layer and pull.



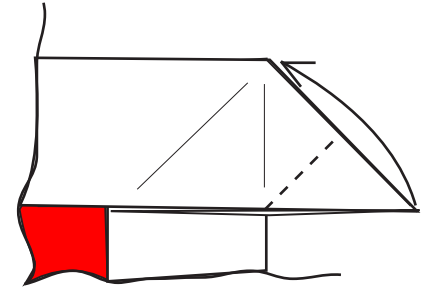
15. Flatten well. Repeat on the left side.



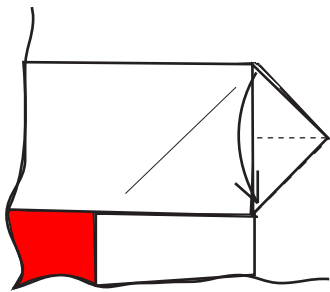
16. Repeat steps 12 - 15 beneath.



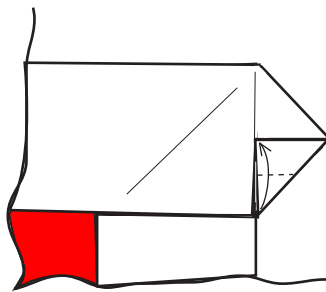
17. Enlargement of a point.



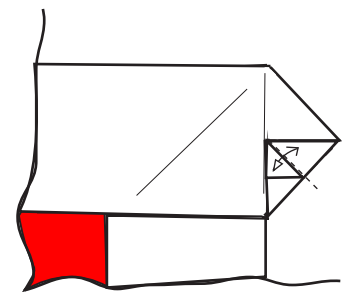
18. Enlargement. Valley up.



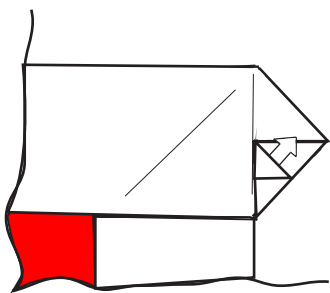
19. Valley down.



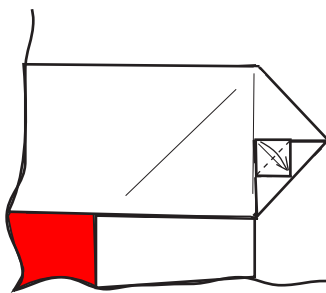
20. Valley up.



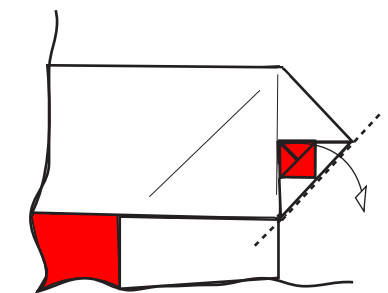
21. Precrease.



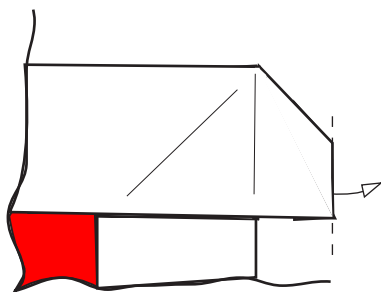
22. Eject the single layer to match the opposite interior. (Squash fold)



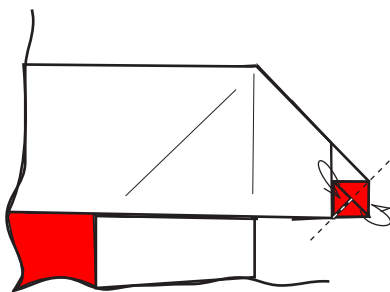
23. Valley fold to reveal a coloured square.



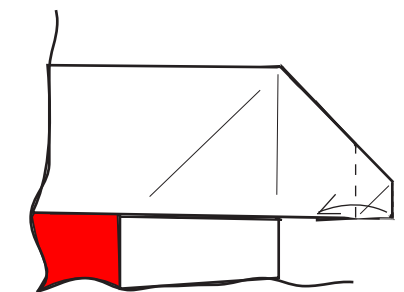
24. Swing flap down.



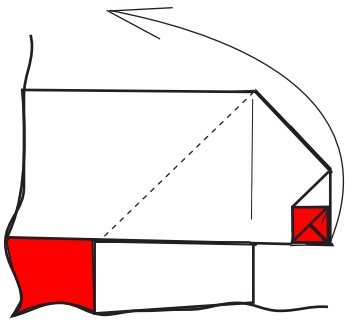
25. Swing a flap to the front.



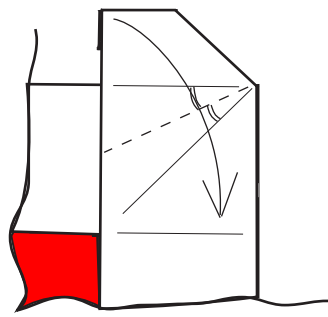
26. Flip the coloured square.



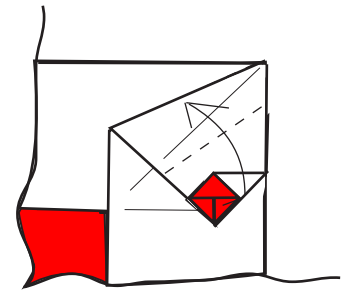
27. Valley to the left to match the length of the square beneath.



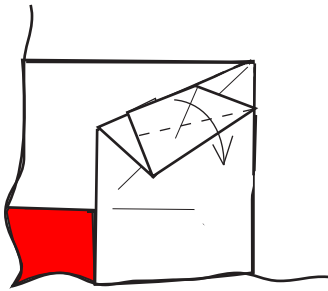
28. Swing up.



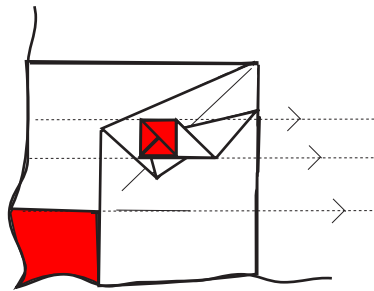
29. Valley fold along indicated angle bisectors.



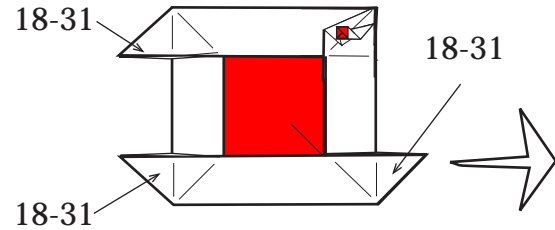
30. Valley to allow sides to align together.



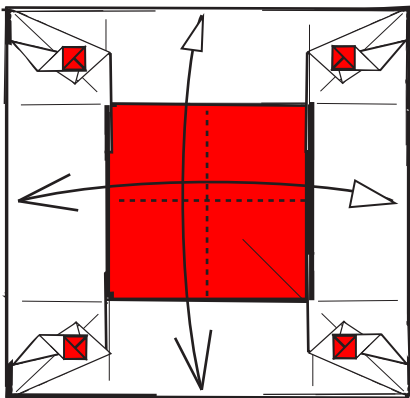
31. Valley fold, swinging the coloured square. Note where the fold connects and see the next picture for the correct orientation.



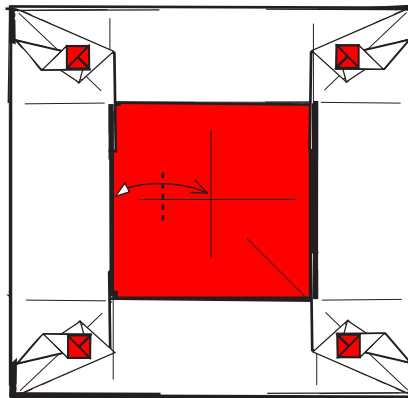
32. See? The sides are now parallel.



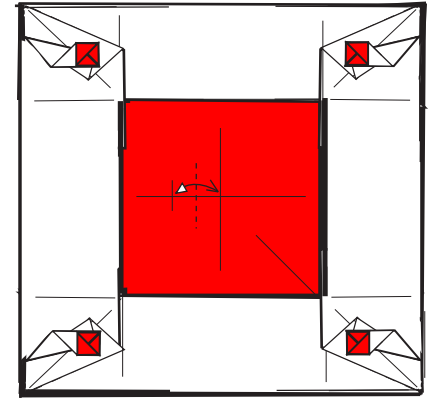
33. Full view. Repeat steps 18-31 on the bottom left and in mirror image on the bottom right and top left. Next drawing is larger.



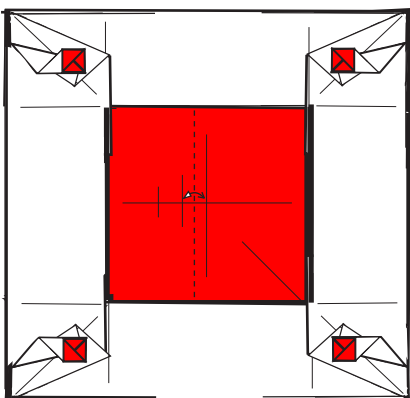
34. Precrease both sides. Creases only focus on the coloured region.



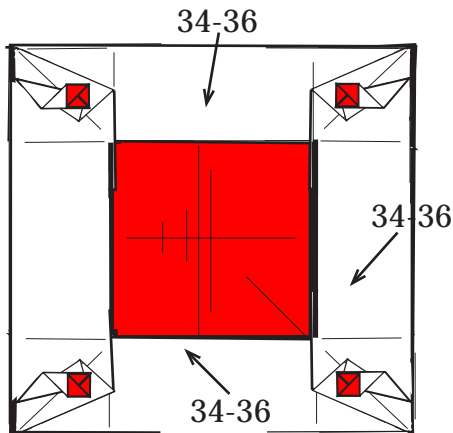
35. Precrease to central crease made in step 33. Pinch only.



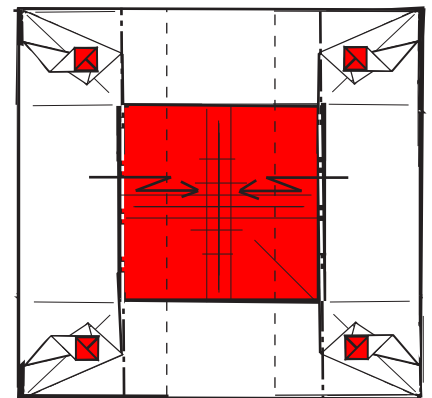
36. Precrease. Pinch only.



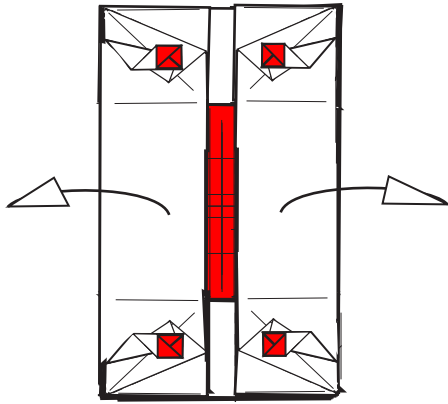
37. Precrease. The crease runs along the coloured region.



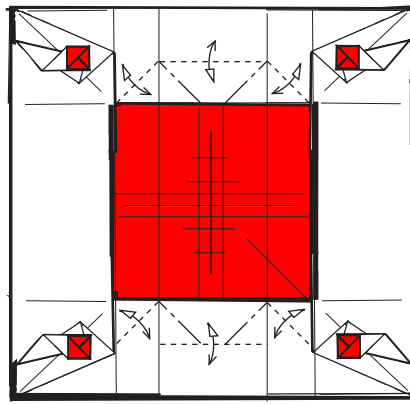
38. Repeat steps 34-36 on three remaining sides.



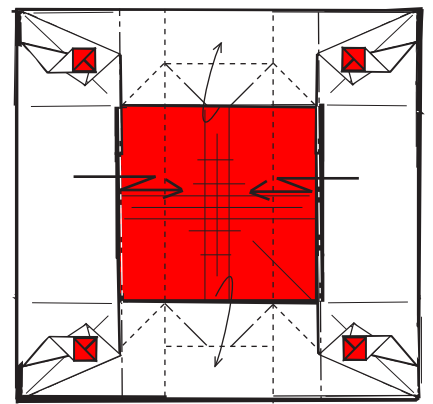
39. Pleat both sides to the crease made in step 36.



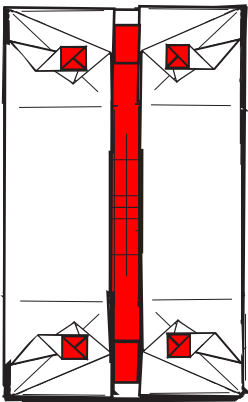
40. Unfold the pleats.



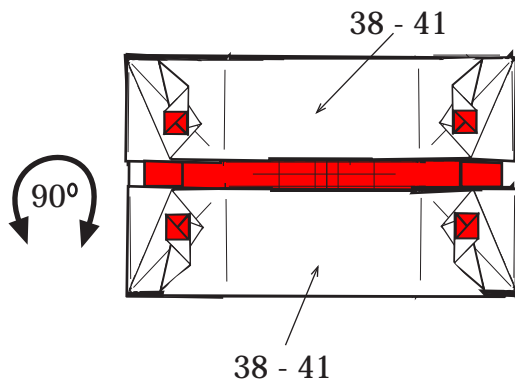
41. Precrease top layers only. The mountain creases are optional, but they simplify the collapsing in the next step.




42. Re-pleat again and collapse sides swinging raw edges from the creases made in step 40. Note, the collapse is a sort of petal fold in reality.



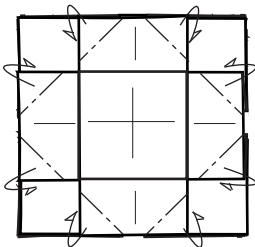
43. Rotate 90°.



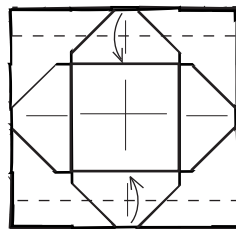
44. Repeat steps 38-41.



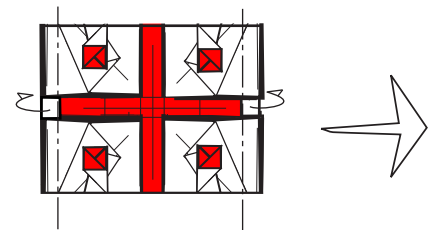
45. Turn over.



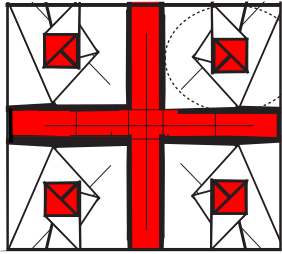
46. Mountain fold sides in, to lock pleats.



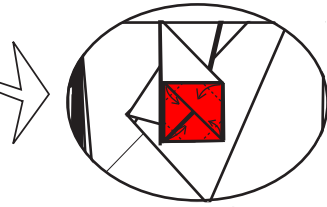
47. Fold sides to the edges of the inner square. Turn over.



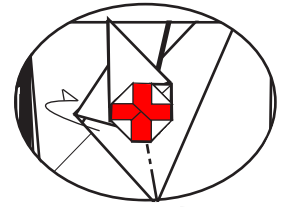
48. Mountain fold back. Note that the fold is to the extent of the red border. Next drawing is larger.



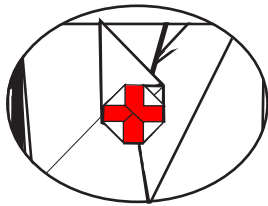
49. Enlargement of a coloured square.



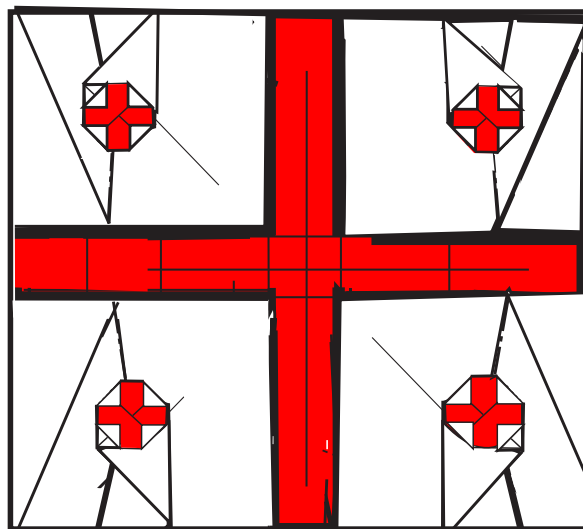
50. Valley fold about 1/3 the length of the square.



51. Mountain fold along angle bisector.



52. Completed cross. Repeat steps 49 - 51 on the three remaining squares.



53. Completed Flag of Georgia
(საქართველო).

© Gareth Louis January 2005
© ბარეტ ლუის იანვარი 2005

Georgia (or Sakartvelo as in Georgian) is a former soviet republic located in the central Caucasian region south of Russia. The landscape of the area ranges from scenic mountain peaks to semi-deserts. Several highlights of Georgia is noted with the invention of wine, the Golden Fleece legend and the birthplace of Stalin.

It was a nice thing to create a flag of Georgia for a good friend of mine (who is Georgian) and noting the interesting colour change properties that this flag has. It was also a good chance for me to test my Georgian keyboard on my computer and would like to get some feedback from anyone out there who speaks Georgian.